



## 2009 SUN DEVIL SOFTBALL

NCAA Tempe Regional •

Cal State Fullerton, LSU & SDSU • Tempe, Ariz. • May. 15 - 17

### 2009 SEASON RESULTS

Overall Record: 40-16

Pac-10 Record: 10-11

| DATE           | OPPONENT             | LOCATION             | TIME/W-L         |
|----------------|----------------------|----------------------|------------------|
| Feb. 6-8       | Kajikawa Classic     | Tempe, Ariz.         | 5 W, 1 L         |
| Feb. 12        | UT-C                 | Farrington           | W; 8-0 (5)       |
| Feb. 13-15     | Littlewood Cla.      | Farrington           | 5 W              |
| Feb. 19-22     | Palm Springs Cla.    | Palm Springs, Calif. | 2 W, 3 L         |
| Feb. 27-Mar. 1 | Wilson/DeMarini      | Farrington           | 5 W              |
| Mar. 6         | S. Dakota State      | Farrington           | 13-0 (5)         |
| Mar. 7         | S. Dakota State      | Farrington           | 14-2 (5)         |
| Mar. 8         | S. Dakota State      | Farrington           | 9-1 (5)          |
| Mar. 12-15     | Judi Garman Cla.     | Fullerton, Calif.    | 4 W, 1 L         |
| Mar. 20&21     | Long Beach St (3 gm) | Farrington           | 3 Ws             |
| Mar. 27        | Oregon*              | Farrington           | 8-0 (5)          |
| Mar. 28        | Oregon State*        | Farrington           | 11-3 (6)         |
| Mar. 29        | Oregon State*        | Farrington           | 8-0 (5)          |
| Apr. 3         | UCLA* (FSN)          | Westwood, Calif.     | W; 5-0           |
| Apr. 4         | Washington*          | Seattle, Wash.       | L; 11-3 (5)      |
| Apr. 5         | Washington*          | Seattle, Wash.       | L; 3-2           |
| Apr. 7         | UNLV (DH)            | Farrington           | 2 Ws (5 innings) |
| Apr. 10        | Arizona*             | Tucson, Ariz.        | L; 10-8          |
| Apr. 11        | Arizona*             | Tucson, Ariz.        | L; 3-2           |
| Apr. 17        | Cal*                 | Farrington           | W; 6-4           |
| Apr. 18        | Stanford*            | Farrington           | L; 7-6 (8)       |
| Apr. 19        | Stanford*            | Farrington           | W; 10-1 (5)      |
| Apr. 24        | Washington*          | Farrington           | W; 9-3           |
| Apr. 25        | UCLA* (FSN)          | Farrington           | L; 9-1 (5)       |
| Apr. 26        | ULCA*                | Farrington           | L; 10-6          |
| Apr. 29        | Arizona*             | Farrington           | L; 10-6          |
| May 1          | Stanford*            | Palo Verde, Calif.   | L; 4-0           |
| May 2          | Cal*                 | Berkeley, Calif.     | L; 4-2           |
| May 3          | Cal*                 | Berkeley, Calif.     | W; 7-3           |
| May 7          | Oregon State*        | Corvallis, Ore.      | L; 5-4           |
| May 8          | Oregon*              | Eugene, Ore.         | W; 5-1           |
| May 9          | Oregon*              | Eugene, Ore.         | W; 5-1           |
| May 15-17      | NCAA Regionals       | Tempe, Ariz.         | -                |
| May 23-24      | NCAA Super Reg.      | TBA                  | TBA              |
| May 28-June 3  | WCWS                 | Oklahoma City, Okla. | All Day          |

### MEDIA RELATIONS

Softball Contact: Kerry Howe  
Office Phone: 480-965-1237  
Cell Phone: 480-254-8345  
Email: kerry.howe@asu.edu

### No. 10 Softball Locked, Loaded & Ready to Host Tempe Regional on ESPNU

#### THIS WEEK

The Sun Devil Softball squad (40-16 overall, 10-11 Pac-10) begin the grueling process of defending their 2008 NCAA Championship this week as they set to host the Tempe Regional, aired live on ESPNU. Game times are as follows:

Friday, May 15:

Game One - 2:30 p.m. - LSU vs. Cal State Fullerton

Game Two - 5 p.m. - ASU vs. San Diego State

Saturday, May 16

Game Three - 3:00 p.m. - Winner Game 1 vs. Winner of Game 2

Game Four - 5:30 p.m. - Loser Game 1 vs. Loser Game 2

Game Five - 8 p.m. - Loser Game 3 vs. Winner Game 4

Sunday, May 17

Game Six - 2:30 p.m. - Winner Game 3 vs. Winner Game 5

Game Seven (if necessary) - 5 p.m. - Repeat of Game 6

All times PT and all games will be played in Tempe at Farrington Stadium.

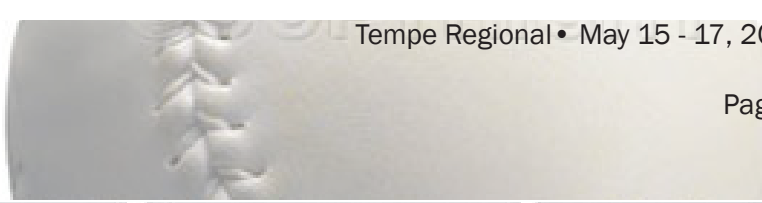
#### SERIES HISTORY & SCOUTING REPORT

First up, the Sun Devils will face San Diego State, who they've managed to lock horns with 36 times since their first meeting in 1980. In that span, ASU has compiled a 29-7 overall record against the Aztecs. Their last meeting with SDSU was last season at ironically, Cal State Fullerton's Judi Garman Classic. While the Sun Devils pulled off the win, it was a tough 3-1 win eight innings for A State. All time against SDSU Head Coach Clint Myers is 1-0.

Also in the bracket lies Cal State Fullerton, a softball powerhouse of old, who the Sun Devils have faced 43 times since their inaugural meeting, also in 1980. CSF holds a rare thing over ASU...a winning record, holding onto a 19-24 overall record. In their last meeting in 2006 for Clint Myer's first season at the helm, ASU took a 4-2 win giving Myer's another 1-0 record against a Regional opponent.

Last, but not least is LSU, a foe ASU has seen already with stakes on the line as they topped the Tigers in the 2007 Tempe Super Regional to advance to the World Series. The Sun Devils have faced LSU nine times since their first tango in 1982. In the split, ASU has claimed six wins to LSU's three, with their last meeting in the 2007 Super Regional where ASU topped the Tigers in two wins, 1-0 (10 innings) and 7-4 giving Coach Myer's a 2-0 record in the books against LSU.

Against the pool overall, Clint Myer's is 4-0 all-time.



## QUICK FACTS

### 2009 Facts

2009 Overall Record: ..... 40-16  
 2009 Pac-10 Record/Finish: ..... 10-11/ 6th  
 2008 NFCA/USA Softball Team Ranking: ..... #1/1

### 2008 Review

2008 Record: ..... 66-5  
 2008 Conference Record/Finish: ..... 18-3/1st  
 2008 Postseason Record: ..... 11-0  
 2008 Postseason Finish:.... NCAA National Champions  
 2008 Final Ranking: ..... 1st  
 Letterwinners Returning/Lost: ..... 18/6

### Coaching

Head Coach: ..... Clint Myers, 4th Year  
 Career Record: ..... 654-80  
 Record at ASU: ..... 173-37  
 Associate Head Coach: ..... Robert Wagner, 4th Year  
 Assistant Coach: ..... Kirsten Voak, 4th Year

### History

NCAA Appearances: ..... 22 (Four Consecutive)  
 Best Finish: ..... 2008 - NCAA National Champions  
 Seven WCWS (82, 87, 99, 02, 06, 07, 08 - 3 consecutive)

### School Information

Home Facility: ..... Farrington Stadium (1,535)  
 Founded: ..... 1885  
 Enrollment: ..... 67,084  
 Conference: ..... Pacific-10  
 Nickname: ..... Sun Devils  
 Colors: ..... Maroon and Gold  
 President: ..... Dr. Michael Crow  
 Vice President for Athletics: ..... Lisa Love

### Sports Information Department

Softball SID: ..... Kerry Howe  
 Howe's Email: ..... kerry.howe@asu.edu  
 Howe's Office Phone: ..... 480-965-1237  
 Howe's Cell Phone: ..... 480-254-8345  
 SID Office Phone: ..... 480-965-6592  
 SID Office Fax: ..... 480-965-5408  
 Web Site: ..... www.thesundevils.com

## UP NEXT

Should the Sun Devils advance past this weekend, they face the winner of the Norman Regional, where the seven-seed Oklahoma resides. Should ASU and Oklahoma advance ASU would play a Super Regional against the Sooners in Norman, OK.

## NON-STOP UNTIL THEY REACH THE TOP

In the polls for 2008, the Sun Devils enjoyed a new record in the rankings section as they attained their highest ranking ever with a #2 ranking coming in Week 2 and continuing until Week 5. The best ranking was saved for the middle of the season....and the end. Number One in all polls. The ranking also marked the first time the Sun Devils have ever surpassed the Arizona Wildcats in ranking and only the second time they have passed UCLA (Last was in 2002.) This season, the Sun Devils have also set a new ranking record as they were awarded a No. 2 preseason ranking by USA Softball, the highest preseason ranking the Devils have ever received.

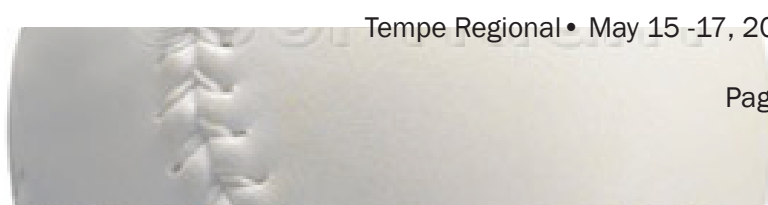
### Rankings By Weeks: (NFCA/ USA Softball)

Preseason - 2/3

Week 1: 3/4  
 Week 2: 3/7  
 Week 3: 8/11  
 Week 4: 7/10  
 Week 5: 6/11  
 Week 6: 6/11  
 Week 7: 6/9  
 Week 8: 4/8  
 Week 9: 5/8  
 Week 10: 5/8  
 Week 11: 4/8  
 Week 12: 6/9  
 Week 13: 9/11  
 Week 14: 9/12

## WHERE THEY STACK UP

As always, the Sun Devils will play one of the toughest schedules in the country, with the always powerful Pac-10 Conference schedule. Currently, the Pac-10 has six of the eight teams ranked in the top 25, with FIVE in the Top-10 alone and FOUR in the top five. Of eight teams...six made the NCAA tournament.



| 2009 NFCA POLL<br>WEEK 14 |         |                |
|---------------------------|---------|----------------|
| Rank                      | Record  | School         |
| 1                         | 55-3    | Florida        |
| 2                         | 41-9    | UCLA*          |
| 3                         | 41-10   | Washington*    |
| 4                         | 47-9    | Alabama        |
| 5                         | 44-9    | Stanford*      |
| 6                         | 41-14   | Arizona*       |
| 7                         | 41-10   | Michigan       |
| 8                         | 39-10   | Georgia        |
| 9                         | 40-16   | Arizona State* |
| 10                        | 40-14   | Oklahoma       |
| 11                        | 44-9    | Ohio State     |
| 12                        | 45-9    | Missouri       |
| 13                        | 31-13   | Northwestern   |
| 14                        | 35-18   | Cal*           |
| 15                        | 45-11   | North Carolina |
| 16                        | 43-14   | Florida State  |
| 17                        | 43-13   | Georgia Tech   |
| 18                        | 38-16-1 | Tennessee      |
| 19                        | 47-9    | Louisville     |
| 20                        | 37-12   | DePaul         |
| 21                        | 43-11   | ULL            |
| 22                        | 39-10   | Cal Poly       |
| 23                        | 32-16-1 | LSU            |
| 24                        | 38-8    | UMass          |
| 25                        | 41-15   | Notre          |
|                           |         |                |
|                           |         | *-Pac-10 Team  |

### LEADERS OF THE PAC

At the end of regular season play in 2008, the Sun Devils claimed their first Pac-10 championship title. After only a few weeks in, the Sun Devils are already dotting their names in both team and individual standings.

#### Pac-10 Team Standings:

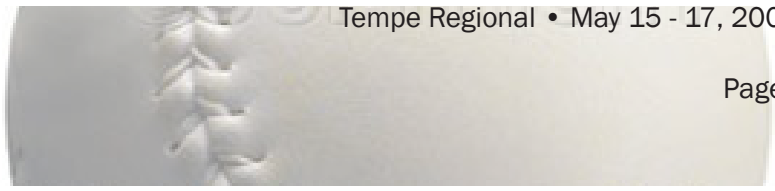
Doubles - Second (83)  
 Batting average - Second (.323)  
 On-base percentage - Second (.425)  
 Slugging Percentage - Second (.561)  
 Runs scored - Second (392)  
 Hits - Second (467)  
 Home runs - Second (83)  
 RBIs - Second (368)  
 Total bases - Second (811)  
 Walks - Second (231)  
 Sac bunts - Third - (29)  
 Wins - Fifth (40)  
 Stolen Bases -Fifth (54)

#### 2009 Pac-10 Individual Offensive Standings:

Kaitlin Cochran:  
 On-Base Percentage - FIRST (.620)  
 Walks - FIRST (57 - 6 intentional)  
 Slugging Percentage - FIRST (.977)  
 Home Runs - Third (20)  
 Runs Scored - Third (59)  
 RBIs - Third (58)  
 Batting Average - Fourth (.422)  
 Total Bases - Fifth (125)  
 Doubles - Ninth (11)

#### 2009 Pac-10 Individual Defensive Standings:

Hillary Bach:  
 Wins - Third - (24)  
 Batters Struck Out - Seventh (138)  
 Batters Struck Out Looking - Seventh (34)

**NC-AATIONALLY FAMOUS**

The Pac-10 isn't the only place that the Sun Devils' stats appeared in 2008. They were also among the top performers in the nation. According to NCAA stats in 2009:

**Kaitlin Cochran:**

- Ranked FIRST in on base percentage (.620)
- Ranked second in slugging percentage (.977)
- Ranked 3rd in home runs (20)
- Ranked 3rd in walks (1.02)
- Ranked 6th in home runs per game (.36)
- Ranked 15th in runs per game (1.05)
- Ranked 12th in RBIs per game (1.08)
- Ranked 26th in batting average (.422)

**Hillary Bach:**

- Ranked 20th in victories (24)
- Ranked 24th in shutouts (9.0)

**Katelyn Boyd:**

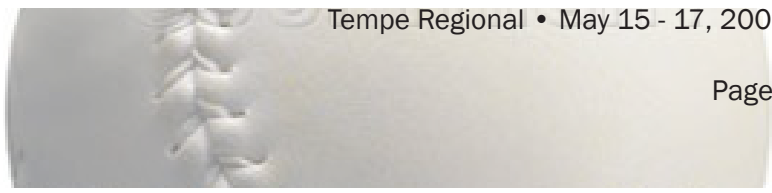
- Ranked 26th in runs batted in per game (1.0)
- Ranked 34th in runs per game (.93)

**Lesley Rogers:**

- Ranked 25th in sacrifice flies (3.0)
- Ranked 27th in triples (3.0)
- Ranked 31st in runs per game (.94)
- Ranked 50th in walks (.6)

**Team:**

- Ranked 2nd in scoring (7.0)
- Ranked 3rd in slugging percentage (.561)
- Ranked 4th in home runs per game (1.48)
- Ranked 8th in batting average (.323)
- Ranked 13th in double plays per game (.46)
- Ranked 23rd in Doubles per game (1.48)
- Ranked 33rd in WL Percentage (.714)

**SMOKING SENIOR**

Senior, three-time First-Team All-American, Kaitlin Cochran looks to kick-off her senior season the same way she did her freshman, sophomore & junior seasons: phenomenally. Some of her personal stats include:

**Hits:**

Current: 54

2007: 92 (A new ASU Single-Season Record)

Career: 305 - FIRST in ASU Career records (14 from tying 10th place in Pac-10 history with Sara Pickering)

**Doubles:**

Current: 11

2008: 19 - NEW ASU Single-Season Record!

Career: 53- FIRST in ASU Career Records over Kara Brun's 50 - Tied for 10th in Pac-10 history

**Triples:**

Current: 0

Career: 10 - 6th place in ASU Career History

**Home Runs:**

Current: 20 - New ASU single-season record (5 from tying for 9th in Pac-10 history)

2007: 18 (First in the Pac-10 - New ASU single-season record)

Career: 68 - FIRST in ASU Career Records over Mindy Cowles' 60 from 2004-08 - 6th in Pac-10 history - 5 to tie for 6th place

**RBI:**

Current: 58

2006 - 61 - Second in ASU Single-Season History

Career: 229 - FIRST ALL TIME IN ASU CAREER HISTORY! (**10th in Pac-10 history**)

**Runs Scored:**

Current: 59

Career: 264 (3rd in Pac-10 history- 25 from tying for 2nd)

**BB:**

Current: 57

2007: 59 - Led the Pac-10 - 14th in NCAA history

2008: 74 - Led the Pac-10 - 6th in NCAA history

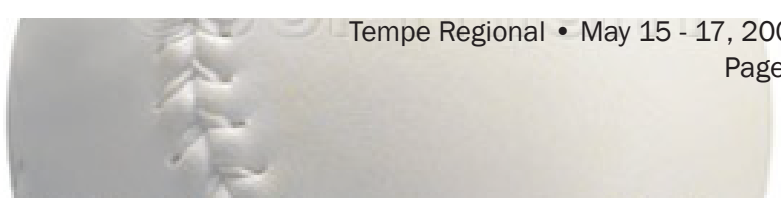
Career: 228 - 3rd in Pac-10 history (12 from 2nd) - 3rd in NCAA history (12 from 2nd)

**IBB:**

2008: 29 - NEW NCAA SINGLE-SEASON RECORD!

Current: 6

Career: 59 - 3rd in NCAA history, 9 to tie 2nd

**TEAM WITH A DREAM:**

While the 2009 Sun Devil Softball team is chasing a consecutive NCAA title, they have other goals in mind. In the 2006, 2007 & 2008 seasons they broke almost every offensive record in ASU history, and they're looking to break them yet again. Some of the records they set in 2008 and look to re-set are:

**Runs:**

ASU Season Record: 480 - Set in 2008

Current total: 392

**Doubles:**

ASU Season Record: 107 - Set in 2008

Current total: 83

**Home Runs:**

ASU Season Record: 99 - Set in 2008 - 7th in NCAA history

Current: 83

**RBIs:**

ASU Season Record: 439 - Set in 2008

Current: 368

**BB:**

ASU Season Record: 301 - Set in 2008 - NCAA RECORD!

Current: 231

**Wins:**

Record: 66 - Set in 2008 - 3rd in NCAA history

Current: 40

**RUNS IN SCORING POSITION?**

Last year the Sun Devil offense has had an affinity for starting off ahead. This year's squad is no exception, though might be even better as they seem to surge in the middle of games as well since most of their 392 runs have been scored in the second, third and fifth innings with 75 in the second and 72 in the third as well as the fifth.

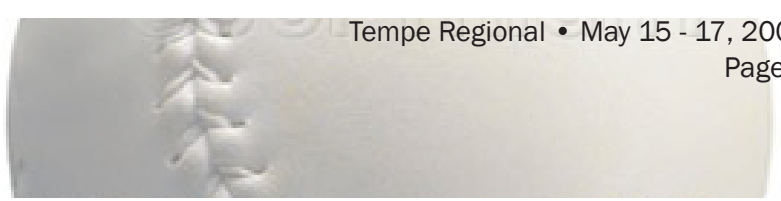
**BIG POWER, LITTLE PACKAGE**

Sophomore transfer from Louisville, Kaylyn Castillo showed up on ASU's doorstep this season and has refused to produce nothing but power. The tiny catcher has a quick arm behind the plate and even quicker bat while at it. She's currently batting .333 with 35 RBIs and six home runs for a .547 slugging percentage, one long ball coming against UCLA in Westwood and another a game-winning grand slam against Cal.

**BEAT EM' TO THE SCOREBOARD**

Sun Devils have a goal of ensuring they put up runs before their opponents do...and when they have scored first this season, they're 26-2.



**DON'T CALL IT A COMEBACK...**

Don't count them out if they can't post the first run though, as they're still 14-14 on the season when their opponent takes it to them first.

**HOME SWEEEEEEET HOME**

The Sun Devils have found their home at Farrington Stadium to be a welcome one. Last season they held a 43-2 overall record at home, as well as an 9-1 Pac-10 record. They're currently 30-5 playing in Farrington Stadium in 2009.

**WE'VE GOT OUR EYE ON YOU...**

The Amateur Softball Association, the National Governing Body of Softball in the United States, has selected its 'Top 50 Watch List' for the 7th Annual USA Softball National Collegiate Player of the Year Award. This award, which is considered one of the most prestigious honors in women's collegiate softball, is designed to recognize outstanding athletic achievement by female collegiate softball players across the country.

This season three-time First-Team All-American Kaitlin Cochran was again added to the Watch List for the third consecutive season and has made the cut yet again to the Top 10 Finalists.

**OH MERCY, MERCY ME...**

The Sun Devils seem to have a habit of giving opponents a bit of mercy. Out of 45 games, ASU has mercy-ruled opponents 16 times. One a 20-5 win over South Alabama at the Wilson/DiMarini Invitational. In addition, their first weekend of Pac-10 conference play, ASU swept the Oregon schools with three straight run-rule victories, the first time in ASU program history that they run-ruled an entire Pac-10 weekend. The Sun Devils also topped the UNLV Rebels on April 7 with a 20-15 win and a 15-2 win. They tacked another one on the second-ranked team in the nation as well, with a 10-1 win in five over Stanford on April 19.

**YOU MIGHT WANT TO MAKE A NOTE...**

A State isn't just satisfied with season records and winning. They're etching their name all over the NCAA record books in single-game fun as well. Against UNLV on April 7, ASU hit 10 home runs in their 20-10 win over the Rebels, which ties the NCAA all-time single-game record. On the day they hit 15 home runs, adding five more in game two of that double-header.

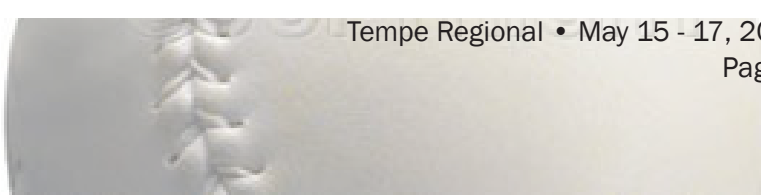
**BRING YOUR GREEN HAT...WE'RE GOING STREAKING!**

The Sun Devils won't be streaking through the quads, but they will be streaking through this season. Some of the more notatble streaks ASU has been on this season is:

- Kaitlin Cochran's seven consecutive games with a home run
- Kaylyn Castillo's 16 game hitting streak
- Kaitlin Cochran collected a 13 game hitting streak.
- Katelyn Boyd collected a 12 game hitting streak
- Jessica Mapes current nine game hitting streak

**OH BOYD, OH BOYD...**

Froshie Katelyn Boyd has come to play this year as she currently has 17 multiple hit games and 14 multiple RBI games on the season. Now go carry the water Froshie!



### Sun Devil Sballin record when ...

Home: 30-5

Away: 4-7

Neutral: 6-4

Day games: 22-9

Night games: 18-7

vs Left starter: 5-2

vs Right starter: 35-14

1-Run games: 3-5

2-Run games: 2-3

5+Run games: 22-4

Extra innings: 1-1

Shutouts: 11-2

Scoring 0-2 runs: 0-7

..... 3-5 runs 12-5

..... 6-9 runs 13-4

..... 10+ runs 15-0

Opponent 0-2 runs: 25-1

..... 3-5 runs 10-5

..... 6-9 runs 4-6

..... 10+ runs 1-4

Scored in 1st inning: 19-2

Opp. scored in 1st: 11-12

Scores first: 26-2

Opp. scores first: 14-14

After 4 leading: 35-2

..... trailing: 4-13

..... tied: 1-1

After 5 leading: 24-1

..... trailing: 2-11

..... tied: 1-2

After 6 leading: 23-1

..... trailing: 0-12

..... tied: 1-1

Hit 0 home runs: 7-6

... 1 home run: 14-7

... 2+ home runs: 19-3

Opponent 0 home runs: 21-1

..... 1 home run: 15-5

..... 2+ HRs: 4-10

Made 0 errors: 19-4

.... 1 error: 12-7

.... 2+ errors: 9-5

Opp. made 0 errors: 10-8

..... 1 error: 13-5

..... 2+ errors: 17-3

Out-hit opponent: 31-5

Out-hit by opponent: 7-10

Hits are tied: 2-1

Weekday games: 5-3

Friday games: 15-4

Saturday games: 12-5

Sunday games: 8-4

After eating Picnic Company: 15-2

After eating Munch-a-mania: 6-2





## 2009 USA SOFTBALL POLL - WEEK 14

| Rank | Record  | School                |
|------|---------|-----------------------|
| 1    | 55-3    | Florida               |
| 2    | 41-9    | UCLA*                 |
| 3    | 47-9    | Alabama               |
| 4    | 41-10   | Washington*           |
| 5    | 44-9    | Stanford*             |
| 6    | 41-10   | Michigan              |
| 7    | 41-14   | Arizona*              |
| 8    | 39-10   | Georgia               |
| 9    | 40-14   | Oklahoma              |
| 10   | 44-9    | Ohio State            |
| 11   | 45-9    | Missouri              |
| 12   | 40-16   | <b>Arizona State*</b> |
| 13   | 31-13   | Northwestern          |
| 14   | 43-13   | Georgia Tech          |
| 15   | 38-16-1 | Tennessee             |
| 16   | 35-18   | Cal*                  |
| 17   | 45-11   | North Carolina        |
| 18   | 47-9    | Louisville            |
| 19   | 37-12   | DePaul                |
| 20   | 43-14   | Florida St.           |
| 21   | 38-8    | UMass                 |
| 22   | 39-10   | Cal Poly              |
| 23   | 32-16-1 | LSU                   |
| 24   | 43-11   | ULL                   |
| 25   | 35-18   | Fresno St.            |
|      |         |                       |

## 2009 SUN DEVIL ROSTER

| <b>Numerical</b> |                         |       |     |      |     |      |  |  |
|------------------|-------------------------|-------|-----|------|-----|------|--|--|
| No.              | Name                    | Pos.  | B/T | Hgt. | Yr. | Exp. |  |  |
| 2                | Caylyn Carlson          | OF    | R/R | 5-3  | Jr. | 2V   |  |  |
| 4                | Megan Elliott           | P     | R/R | 5-10 | Jr. | 2V   |  |  |
| 5                | Christina Zambrana      | INF   | R/R | 5-6  | Fr. | HS   |  |  |
| 6                | Renee Welty             | C     | R/R | 5-8  | Sr. | 1V   |  |  |
| 8                | Lesley Rogers           | OF    | R/R | 5-6  | So. | 1V   |  |  |
| 9                | Sarah Rice              | C     | R/R | 5-4  | So. | 1V   |  |  |
| 10               | Hillary Bach            | P     | R/R | 6-2  | Fr. | HS   |  |  |
| 11               | Krista Donnenwirth      | IF    | R/R | 5-11 | So. | 1V   |  |  |
| 12               | Jessica Mapes           | OF    | L/R | 5-1  | Sr. | 3V   |  |  |
| 14               | Clarissa Andorfer-Lopez | IF/OF | L/R | 5-2  | Jr. | 2V   |  |  |
| 15               | Katie Crabb             | IF    | R/R | 5-10 | Jr. | 2V   |  |  |
| 16               | Kaitlin Cochran         | OF    | L/L | 5-9  | Sr. | 3V   |  |  |
| 17               | Katelyn Boyd            | IF    | R/L | 5-5  | Fr. | HS   |  |  |
| 18               | Michelle Nulliner       | 2B    | R/R | 5-7  | So. | 1V   |  |  |
| 22               | Talor Haro              | OF    | R/R | 5-6  | Fr. | HS   |  |  |
| 23               | Lexi Anderson           | INF   | L/L | 5-7  | Fr. | HS   |  |  |
| 24               | Aurora Pangallo         | OF    | R/R | 5-6  | Fr. | HS   |  |  |
| 25               | Brooke Neuman           | IF    | R/R | 5-7  | Sr. | 1V   |  |  |
| 26               | Nikole Afusia           | C     | R/R | 5-7  | Fr. | HS   |  |  |
| 27               | Kaylyn Castillo         | C     | R/R | 5-2  | So. | TR   |  |  |
| 36               | Mandy Urfer             | IF    | R/R | 5-10 | So. | 1V   |  |  |
| 63               | Megan Ellsworth         | P     | R/R | 5-11 | Fr. | HS   |  |  |
| 77               | Dani Rae Lougheed       | OF    | L/L | 5-9  | So. | 1V   |  |  |
| 88               | Annie Lockwood          | INF   | R/R | 5-8  | Fr. | HS   |  |  |
| 99               | Ashley Muenz            | IF    | R/R | 5-4  | So. | 1V   |  |  |

**Head Coach:** Clint Myers 4th Year at ASU (Arizona State '76)

**Associate Head Coach:** Robert Wagner, 4th Year (Washington '95);

**Assistant Coach:** Kirsten Voak, 4th Year (Arizona State '02)

The Automated ScoreBook  
Overall Statistics for Arizona State (as of May 10, 2009)  
(All games Sorted by Batting avg)

Record: 40-16 Home: 30-5 Away: 4-7 Neutral: 6-4 Conference: 10-11

| Player                | avg  | gp-gs | ab   | r   | h   | 2b | 3b | hr | rbi | tb  | slg% | bb  | hp | so  | gdp | ob%  | sf | sh | sb-att | po   | a   | e  | fld%  |
|-----------------------|------|-------|------|-----|-----|----|----|----|-----|-----|------|-----|----|-----|-----|------|----|----|--------|------|-----|----|-------|
| Cochran, Kaitlin      | .422 | 56-56 | 128  | 59  | 54  | 11 | 0  | 20 | 58  | 125 | .977 | 57  | 13 | 24  | 0   | .620 | 2  | 1  | 14-14  | 54   | 5   | 1  | .983  |
| Mapes, Jessica        | .394 | 52-51 | 165  | 41  | 65  | 13 | 1  | 1  | 17  | 83  | .503 | 14  | 4  | 23  | 0   | .454 | 0  | 4  | 7-8    | 28   | 1   | 0  | 1.000 |
| Boyd, Katelyn         | .333 | 56-56 | 171  | 52  | 57  | 15 | 1  | 9  | 54  | 101 | .591 | 16  | 2  | 14  | 1   | .395 | 1  | 2  | 13-13  | 86   | 109 | 10 | .951  |
| Castillo, Kaylyn      | .333 | 39-35 | 117  | 18  | 39  | 7  | 0  | 6  | 35  | 64  | .547 | 5   | 1  | 12  | 0   | .363 | 1  | 1  | 1-1    | 116  | 15  | 1  | .992  |
| Rogers, Lesley        | .331 | 50-48 | 130  | 47  | 43  | 8  | 3  | 2  | 25  | 63  | .485 | 30  | 2  | 21  | 0   | .455 | 3  | 12 | 5-5    | 48   | 4   | 4  | .929  |
| Crabb, Katie          | .320 | 38-32 | 75   | 19  | 24  | 5  | 0  | 3  | 14  | 38  | .507 | 12  | 2  | 10  | 0   | .422 | 1  | 2  | 0-0    | 184  | 9   | 2  | .990  |
| Donnenwirth, Krista   | .319 | 52-52 | 144  | 28  | 46  | 7  | 0  | 8  | 37  | 77  | .535 | 22  | 2  | 18  | 0   | .412 | 2  | 1  | 0-0    | 43   | 104 | 4  | .974  |
| Zambrana, Christina   | .318 | 27-11 | 44   | 10  | 14  | 0  | 0  | 5  | 17  | 29  | .659 | 8   | 0  | 16  | 0   | .423 | 0  | 1  | 0-0    | 22   | 15  | 5  | .881  |
| Haro, Taylor          | .308 | 39-8  | 39   | 16  | 12  | 3  | 0  | 0  | 5   | 15  | .385 | 3   | 0  | 8   | 0   | .357 | 0  | 0  | 4-5    | 2    | 0   | 0  | 1.000 |
| Urfer, Mandy          | .284 | 39-24 | 67   | 18  | 19  | 3  | 0  | 8  | 25  | 46  | .687 | 12  | 2  | 19  | 0   | .407 | 0  | 0  | 1-1    | 202  | 7   | 3  | .986  |
| Carlson, Caylyn       | .276 | 51-41 | 105  | 23  | 29  | 6  | 0  | 7  | 29  | 56  | .533 | 13  | 0  | 25  | 1   | .353 | 1  | 0  | 1-1    | 40   | 8   | 1  | .980  |
| Welty, Renee          | .273 | 30-29 | 66   | 12  | 18  | 1  | 0  | 7  | 18  | 40  | .606 | 8   | 4  | 15  | 0   | .385 | 0  | 2  | 0-0    | 112  | 12  | 1  | .992  |
| Muenz, Ashley         | .260 | 40-33 | 77   | 23  | 20  | 3  | 1  | 5  | 18  | 40  | .519 | 17  | 1  | 11  | 0   | .400 | 0  | 1  | 4-4    | 49   | 50  | 9  | .917  |
| Ware, Jessica         | .219 | 19-12 | 32   | 7   | 7   | 0  | 0  | 0  | 5   | 7   | .219 | 3   | 1  | 7   | 0   | .306 | 0  | 2  | 1-1    | 22   | 24  | 7  | .868  |
| -----                 |      |       |      |     |     |    |    |    |     |     |      |     |    |     |     |      |    |    |        |      |     |    |       |
| Andorfer-Lo, Clarissa | .667 | 14-0  | 3    | 6   | 2   | 0  | 0  | 0  | 0   | 2   | .667 | 0   | 0  | 0   | 0   | .667 | 0  | 0  | 1-1    | 0    | 0   | 0  | .000  |
| Neuman, Brooke        | .333 | 9-1   | 6    | 1   | 2   | 0  | 0  | 0  | 2   | 2   | .333 | 3   | 0  | 1   | 0   | .556 | 0  | 0  | 0-0    | 1    | 5   | 0  | 1.000 |
| Nulliner, Michelle    | .320 | 23-7  | 25   | 9   | 8   | 0  | 0  | 1  | 3   | 11  | .440 | 3   | 0  | 9   | 0   | .393 | 0  | 0  | 2-3    | 13   | 9   | 4  | .846  |
| Afusia, Nikole        | .300 | 10-0  | 10   | 0   | 3   | 0  | 0  | 0  | 2   | 3   | .300 | 0   | 0  | 1   | 0   | .300 | 0  | 0  | 0-0    | 6    | 0   | 0  | 1.000 |
| Anderson, Lexi        | .250 | 11-3  | 8    | 1   | 2   | 0  | 0  | 0  | 0   | 2   | .250 | 2   | 0  | 3   | 0   | .400 | 0  | 0  | 0-0    | 4    | 6   | 0  | 1.000 |
| Lockwood, Annie       | .200 | 13-3  | 15   | 2   | 3   | 1  | 0  | 1  | 3   | 7   | .467 | 2   | 0  | 7   | 0   | .294 | 0  | 0  | 0-0    | 5    | 1   | 0  | 1.000 |
| Rice, Sarah           | .000 | 7-0   | 8    | 0   | 0   | 0  | 0  | 0  | 1   | 0   | .000 | 0   | 0  | 0   | 0   | .000 | 0  | 0  | 0-0    | 0    | 0   | 0  | .000  |
| Lougheed, Dani Rae    | .000 | 5-2   | 7    | 0   | 0   | 0  | 0  | 0  | 0   | 0   | .000 | 1   | 0  | 1   | 0   | .125 | 0  | 0  | 0-0    | 2    | 0   | 0  | 1.000 |
| Elliott, Megan        | .000 | 2-2   | 3    | 0   | 0   | 0  | 0  | 0  | 0   | 0   | .000 | 0   | 0  | 1   | 0   | .000 | 0  | 0  | 0-0    | 4    | 13  | 1  | .944  |
| Pangallo, Aurora      | .000 | 1-0   | 0    | 0   | 0   | 0  | 0  | 0  | 0   | 0   | .000 | 0   | 0  | 0   | 0   | .000 | 0  | 0  | 0-0    | 0    | 0   | 0  | .000  |
| Totals                | .323 | 56    | 1445 | 392 | 467 | 83 | 6  | 83 | 368 | 811 | .561 | 231 | 34 | 246 | 2   | .425 | 11 | 29 | 54-57  | 1053 | 459 | 57 | .964  |
| Opponents             | .261 | 56    | 1368 | 201 | 357 | 48 | 1  | 61 | 187 | 590 | .431 | 108 | 31 | 215 | 4   | .328 | 5  | 36 | 24-31  | 1000 | 367 | 72 | .950  |

LOB - Team (358), Opp (294). DPs turned - Team (26), Opp (10). IBB - Team (7), Cochran 6, Donnenwirth 1, Opp (3). Picked off - Boyd 2, Andorfer-Lop 1, Castillo 1, Cochran 1, Zambrana 1, Crabb 1.

(All games Sorted by Earned run avg)

| Player           | era  | w-l   | app | gs | cg | sho  | sv | ip    | h   | r   | er  | bb  | so  | 2b | 3b | hr | b/avg | wp | hp | bk | sfa | sha |
|------------------|------|-------|-----|----|----|------|----|-------|-----|-----|-----|-----|-----|----|----|----|-------|----|----|----|-----|-----|
| Bach, Hillary    | 3.23 | 24-9  | 36  | 32 | 27 | 9/0  | 1  | 203.2 | 208 | 106 | 94  | 47  | 138 | 26 | 1  | 37 | .262  | 3  | 18 | 0  | 2   | 25  |
| Elliott, Megan   | 3.53 | 10-6  | 25  | 19 | 11 | 2/0  | 0  | 111.0 | 104 | 69  | 56  | 58  | 55  | 15 | 0  | 17 | .245  | 16 | 11 | 0  | 3   | 7   |
| Ellsworth, Megan | 4.05 | 6-1   | 10  | 5  | 4  | 0/0  | 0  | 36.1  | 45  | 26  | 21  | 3   | 22  | 7  | 0  | 7  | .300  | 0  | 2  | 0  | 0   | 4   |
| Totals           | 3.41 | 40-16 | 56  | 56 | 42 | 11/0 | 1  | 351.0 | 357 | 201 | 171 | 108 | 215 | 48 | 1  | 61 | .261  | 19 | 31 | 0  | 5   | 36  |
| Opponents        | 6.95 | 16-40 | 56  | 56 | 31 | 2/0  | 1  | 333.1 | 467 | 392 | 331 | 231 | 246 | 83 | 6  | 83 | .323  | 28 | 34 | 3  | 11  | 29  |

PB - Team (8), Castillo 4, Welty 4, Opp (15). Pickoffs - Team (0), Opp (6). SBA/ATT - Welty (15-19), Bach (13-16), Castillo (9-12), Elliott (9-10), Ellsworth (2-5).

The Automated ScoreBook  
Overall Statistics for Arizona State (as of May 10, 2009)  
(All games Sorted by Fielding pct)

| Player                | c    | po   | a   | e  | fld%  | dp | sba | csb | sba% | pb | ci |
|-----------------------|------|------|-----|----|-------|----|-----|-----|------|----|----|
| Mapes, Jessica        | 29   | 28   | 1   | 0  | 1.000 | 0  | 0   | 0   | .000 | 0  | 0  |
| Anderson, Lexi        | 10   | 4    | 6   | 0  | 1.000 | 0  | 0   | 0   | .000 | 0  | 0  |
| Lockwood, Annie       | 6    | 5    | 1   | 0  | 1.000 | 0  | 0   | 0   | .000 | 0  | 0  |
| Neuman, Brooke        | 6    | 1    | 5   | 0  | 1.000 | 0  | 0   | 0   | .000 | 0  | 0  |
| Afusia, Nikole        | 6    | 6    | 0   | 0  | 1.000 | 0  | 0   | 0   | .000 | 0  | 0  |
| Haro, Taylor          | 2    | 2    | 0   | 0  | 1.000 | 0  | 0   | 0   | .000 | 0  | 0  |
| Lougheed, Dani Rae    | 2    | 2    | 0   | 0  | 1.000 | 0  | 0   | 0   | .000 | 0  | 0  |
| Castillo, Kaylyn      | 132  | 116  | 15  | 1  | .992  | 0  | 9   | 3   | .750 | 4  | 0  |
| Welty, Renee          | 125  | 112  | 12  | 1  | .992  | 1  | 15  | 4   | .789 | 4  | 0  |
| Crabb, Katie          | 195  | 184  | 9   | 2  | .990  | 8  | 0   | 0   | .000 | 0  | 0  |
| Urfer, Mandy          | 212  | 202  | 7   | 3  | .986  | 11 | 0   | 0   | .000 | 0  | 0  |
| Cochran, Kaitlin      | 60   | 54   | 5   | 1  | .983  | 0  | 0   | 0   | .000 | 0  | 0  |
| Carlson, Caylyn       | 49   | 40   | 8   | 1  | .980  | 2  | 0   | 0   | .000 | 0  | 0  |
| Donnenwirth, Krista   | 151  | 43   | 104 | 4  | .974  | 9  | 0   | 0   | .000 | 0  | 0  |
| Bach, Hillary         | 70   | 10   | 57  | 3  | .957  | 4  | 13  | 3   | .813 | 0  | 0  |
| Boyd, Katelyn         | 205  | 86   | 109 | 10 | .951  | 11 | 0   | 0   | .000 | 0  | 0  |
| Elliott, Megan        | 18   | 4    | 13  | 1  | .944  | 1  | 9   | 1   | .900 | 0  | 0  |
| Rogers, Lesley        | 56   | 48   | 4   | 4  | .929  | 0  | 0   | 0   | .000 | 0  | 0  |
| Muenz, Ashley         | 108  | 49   | 50  | 9  | .917  | 9  | 0   | 0   | .000 | 0  | 0  |
| Zambrana, Christina   | 42   | 22   | 15  | 5  | .881  | 2  | 0   | 0   | .000 | 0  | 0  |
| Ware, Jessica         | 53   | 22   | 24  | 7  | .868  | 4  | 0   | 0   | .000 | 0  | 0  |
| Nulliner, Michelle    | 26   | 13   | 9   | 4  | .846  | 1  | 0   | 0   | .000 | 0  | 0  |
| Ellsworth, Megan      | 6    | 0    | 5   | 1  | .833  | 0  | 2   | 3   | .400 | 0  | 0  |
| Pangallo, Aurora      | 0    | 0    | 0   | 0  | .000  | 0  | 0   | 0   | .000 | 0  | 0  |
| Andorfer-Lo, Clarissa | 0    | 0    | 0   | 0  | .000  | 0  | 0   | 0   | .000 | 0  | 0  |
| Rice, Sarah           | 0    | 0    | 0   | 0  | .000  | 0  | 0   | 0   | .000 | 0  | 0  |
| Totals                | 1569 | 1053 | 459 | 57 | .964  | 26 | 24  | 7   | .774 | 8  | 0  |
| Opponents             | 1439 | 1000 | 367 | 72 | .950  | 10 | 54  | 3   | .947 | 15 | 0  |

Hitting minimums - 1 Games 30 AB

Pitching minimums - 1 Games

The Automated ScoreBook  
Conference statistics for Arizona State (as of May 10, 2009)  
(Conference games only Sorted by Batting avg)

Record: 10-11 Home: 6-4 Away: 4-7 Conference: 10-11

| Player              | avg  | gp-gs | ab  | r   | h   | 2b | 3b | hr | rbi | tb  | slg% | bb | hp | so  | gdp | ob%  | sf | sh | sb-att | po  | a   | e  | fld%  |
|---------------------|------|-------|-----|-----|-----|----|----|----|-----|-----|------|----|----|-----|-----|------|----|----|--------|-----|-----|----|-------|
| Mapes, Jessica      | .423 | 21-21 | 71  | 14  | 30  | 7  | 0  | 1  | 4   | 40  | .563 | 5  | 1  | 12  | 0   | .468 | 0  | 0  | 3-3    | 17  | 0   | 0  | 1.000 |
| Cochran, Kaitlin    | .404 | 21-21 | 47  | 21  | 19  | 3  | 0  | 7  | 17  | 43  | .915 | 23 | 5  | 9   | 0   | .618 | 1  | 1  | 3-3    | 22  | 4   | 0  | 1.000 |
| Castillo, Kaylyn    | .333 | 19-19 | 60  | 7   | 20  | 5  | 0  | 3  | 19  | 34  | .567 | 3  | 0  | 7   | 0   | .359 | 1  | 0  | 0-0    | 54  | 10  | 0  | 1.000 |
| Donnenwirth, Krista | .273 | 21-21 | 66  | 8   | 18  | 3  | 0  | 3  | 9   | 30  | .455 | 3  | 0  | 7   | 0   | .304 | 0  | 0  | 0-0    | 19  | 33  | 3  | .945  |
| Rogers, Lesley      | .267 | 20-20 | 60  | 16  | 16  | 4  | 0  | 1  | 4   | 23  | .383 | 6  | 1  | 10  | 0   | .343 | 0  | 7  | 3-3    | 24  | 3   | 3  | .900  |
| Crabb, Katie        | .257 | 19-16 | 35  | 6   | 9   | 1  | 0  | 1  | 5   | 13  | .371 | 6  | 1  | 3   | 0   | .372 | 1  | 0  | 0-0    | 71  | 4   | 0  | 1.000 |
| Boyd, Katelyn       | .242 | 21-21 | 62  | 16  | 15  | 6  | 0  | 2  | 13  | 27  | .435 | 7  | 1  | 5   | 0   | .324 | 1  | 1  | 2-2    | 45  | 46  | 3  | .968  |
| Carlson, Caylyn     | .194 | 20-15 | 36  | 9   | 7   | 2  | 0  | 3  | 9   | 18  | .500 | 3  | 0  | 13  | 1   | .256 | 0  | 0  | 0-0    | 19  | 8   | 0  | 1.000 |
| -----               |      |       |     |     |     |    |    |    |     |     |      |    |    |     |     |      |    |    |        |     |     |    |       |
| Haro, Taylor        | .333 | 13-2  | 9   | 3   | 3   | 0  | 0  | 0  | 2   | 3   | .333 | 0  | 0  | 3   | 0   | .333 | 0  | 0  | 3-3    | 0   | 0   | 0  | .000  |
| Welty, Renee        | .273 | 10-9  | 22  | 2   | 6   | 0  | 0  | 1  | 3   | 9   | .409 | 4  | 2  | 6   | 0   | .429 | 0  | 0  | 0-0    | 26  | 2   | 0  | 1.000 |
| Zambrana, Christina | .263 | 10-4  | 19  | 3   | 5   | 0  | 0  | 3  | 6   | 14  | .737 | 2  | 0  | 8   | 0   | .333 | 0  | 0  | 0-0    | 8   | 5   | 3  | .813  |
| Nulliner, Michelle  | .250 | 9-1   | 4   | 2   | 1   | 0  | 0  | 0  | 1   | 1   | .250 | 0  | 0  | 3   | 0   | .250 | 0  | 0  | 0-0    | 1   | 2   | 0  | 1.000 |
| Urfer, Mandy        | .150 | 17-5  | 20  | 1   | 3   | 0  | 0  | 1  | 4   | 6   | .300 | 2  | 0  | 7   | 0   | .227 | 0  | 0  | 0-0    | 61  | 4   | 1  | .985  |
| Muenz, Ashley       | .148 | 18-13 | 27  | 4   | 4   | 0  | 0  | 1  | 5   | 7   | .259 | 5  | 1  | 4   | 0   | .303 | 0  | 1  | 1-1    | 21  | 21  | 4  | .913  |
| Elliott, Megan      | .000 | 1-1   | 3   | 0   | 0   | 0  | 0  | 0  | 0   | 0   | .000 | 0  | 0  | 1   | 0   | .000 | 0  | 0  | 0-0    | 0   | 5   | 0  | 1.000 |
| Anderson, Lexi      | .000 | 1-1   | 1   | 0   | 0   | 0  | 0  | 0  | 0   | 0   | .000 | 0  | 0  | 1   | 0   | .000 | 0  | 0  | 0-0    | 2   | 0   | 0  | 1.000 |
| Afusia, Nikole      | .000 | 1-0   | 1   | 0   | 0   | 0  | 0  | 0  | 0   | 0   | .000 | 0  | 0  | 0   | 0   | .000 | 0  | 0  | 0-0    | 0   | 0   | 0  | .000  |
| Lockwood, Annie     | .000 | 1-0   | 1   | 0   | 0   | 0  | 0  | 0  | 0   | 0   | .000 | 0  | 0  | 1   | 0   | .000 | 0  | 0  | 0-0    | 0   | 0   | 0  | .000  |
| Pangallo, Aurora    | .000 | 1-0   | 0   | 0   | 0   | 0  | 0  | 0  | 0   | 0   | .000 | 0  | 0  | 0   | 0   | .000 | 0  | 0  | 0-0    | 0   | 0   | 0  | .000  |
| Totals              | .287 | 21    | 544 | 112 | 156 | 31 | 0  | 27 | 101 | 268 | .493 | 69 | 12 | 100 | 1   | .377 | 4  | 10 | 15-15  | 396 | 169 | 19 | .967  |
| Opponents           | .287 | 21    | 520 | 91  | 149 | 20 | 0  | 38 | 85  | 283 | .544 | 54 | 14 | 73  | 2   | .368 | 1  | 19 | 16-18  | 400 | 142 | 20 | .964  |

LOB - Team (127), Opp (121). DPs turned - Team (8), Opp (4). IBB - Team (1), Cochran 1, Opp (3). Picked off - Cochran 1, Zambrana 1, Castillo 1.

(Conference games only Sorted by Earned run avg)

| Player           | era   | w-l   | app | gs | cg | sho | sv | ip    | h   | r   | er | bb | so  | 2b | 3b | hr | b/avg | wp | hp | bk | sfa | sha |
|------------------|-------|-------|-----|----|----|-----|----|-------|-----|-----|----|----|-----|----|----|----|-------|----|----|----|-----|-----|
| Bach, Hillary    | 3.88  | 8-8   | 16  | 16 | 13 | 3/0 | 0  | 95.2  | 104 | 61  | 53 | 34 | 58  | 13 | 0  | 27 | .279  | 1  | 8  | 0  | 0   | 16  |
| Elliott, Megan   | 4.69  | 2-3   | 8   | 5  | 4  | 0/0 | 0  | 34.1  | 36  | 25  | 23 | 20 | 15  | 6  | 0  | 10 | .273  | 1  | 6  | 0  | 1   | 3   |
| Ellsworth, Megan | 14.00 | 0-0   | 1   | 0  | 0  | 0/0 | 0  | 2.0   | 9   | 5   | 4  | 0  | 0   | 1  | 0  | 1  | .600  | 0  | 0  | 0  | 0   | 0   |
| Totals           | 4.24  | 10-11 | 21  | 21 | 17 | 3/0 | 0  | 132.0 | 149 | 91  | 80 | 54 | 73  | 20 | 0  | 38 | .287  | 2  | 14 | 0  | 1   | 19  |
| Opponents        | 5.04  | 11-10 | 21  | 21 | 10 | 1/0 | 1  | 133.1 | 156 | 112 | 96 | 69 | 100 | 31 | 0  | 27 | .287  | 15 | 12 | 2  | 4   | 10  |

PB - Team (3), Castillo 2, Welty 1, Opp (5). Pickoffs - Team (0), Opp (3). SBA/ATT - Bach (8-10), Welty (10-10), Castillo (6-8), Elliott (7-7), Ellsworth (1-1).

The Automated ScoreBook  
Conference statistics for Arizona State (as of May 10, 2009)  
(Conference games only Sorted by Fielding pct)

| Player              | c   | po  | a   | e  | fld%  | dp | sba | csb | sba%  | pb | ci |
|---------------------|-----|-----|-----|----|-------|----|-----|-----|-------|----|----|
| Crabb, Katie        | 75  | 71  | 4   | 0  | 1.000 | 2  | 0   | 0   | .000  | 0  | 0  |
| Castillo, Kaylyn    | 64  | 54  | 10  | 0  | 1.000 | 0  | 6   | 2   | .750  | 2  | 0  |
| Welty, Renee        | 28  | 26  | 2   | 0  | 1.000 | 1  | 10  | 0   | 1.000 | 1  | 0  |
| Carlson, Caylyn     | 27  | 19  | 8   | 0  | 1.000 | 2  | 0   | 0   | .000  | 0  | 0  |
| Cochran, Kaitlin    | 26  | 22  | 4   | 0  | 1.000 | 0  | 0   | 0   | .000  | 0  | 0  |
| Mapes, Jessica      | 17  | 17  | 0   | 0  | 1.000 | 0  | 0   | 0   | .000  | 0  | 0  |
| Elliott, Megan      | 5   | 0   | 5   | 0  | 1.000 | 0  | 7   | 0   | 1.000 | 0  | 0  |
| Nulliner, Michelle  | 3   | 1   | 2   | 0  | 1.000 | 1  | 0   | 0   | .000  | 0  | 0  |
| Anderson, Lexi      | 2   | 2   | 0   | 0  | 1.000 | 0  | 0   | 0   | .000  | 0  | 0  |
| Ellsworth, Megan    | 1   | 0   | 1   | 0  | 1.000 | 0  | 1   | 0   | 1.000 | 0  | 0  |
| Urfer, Mandy        | 66  | 61  | 4   | 1  | .985  | 2  | 0   | 0   | .000  | 0  | 0  |
| Boyd, Katelyn       | 94  | 45  | 46  | 3  | .968  | 5  | 0   | 0   | .000  | 0  | 0  |
| Donnenwirth, Krista | 55  | 19  | 33  | 3  | .945  | 1  | 0   | 0   | .000  | 0  | 0  |
| Bach, Hillary       | 29  | 6   | 21  | 2  | .931  | 1  | 8   | 2   | .800  | 0  | 0  |
| Muenz, Ashley       | 46  | 21  | 21  | 4  | .913  | 2  | 0   | 0   | .000  | 0  | 0  |
| Rogers, Lesley      | 30  | 24  | 3   | 3  | .900  | 0  | 0   | 0   | .000  | 0  | 0  |
| Zambrana, Christina | 16  | 8   | 5   | 3  | .813  | 1  | 0   | 0   | .000  | 0  | 0  |
| Haro, Taylor        | 0   | 0   | 0   | 0  | .000  | 0  | 0   | 0   | .000  | 0  | 0  |
| Afusia, Nikole      | 0   | 0   | 0   | 0  | .000  | 0  | 0   | 0   | .000  | 0  | 0  |
| Lockwood, Annie     | 0   | 0   | 0   | 0  | .000  | 0  | 0   | 0   | .000  | 0  | 0  |
| Pangallo, Aurora    | 0   | 0   | 0   | 0  | .000  | 0  | 0   | 0   | .000  | 0  | 0  |
| Totals              | 584 | 396 | 169 | 19 | .967  | 8  | 16  | 2   | .889  | 3  | 0  |
| Opponents           | 562 | 400 | 142 | 20 | .964  | 4  | 15  | 0   | 1.000 | 5  | 0  |

Hitting minimums - 1 Games 30 AB  
Pitching minimums - 1 Games

The Automated ScoreBook  
Games Summary for Arizona State (as of May 14, 2009)  
(All games)

|                  |    |    |    |    |    |    |    |   |       |
|------------------|----|----|----|----|----|----|----|---|-------|
| Score by innings | 1  | 2  | 3  | 4  | 5  | 6  | 7  | 8 | Total |
| Arizona State    | 59 | 75 | 72 | 57 | 72 | 42 | 14 | 1 | 392   |
| Opponents        | 54 | 23 | 43 | 25 | 27 | 16 | 12 | 1 | 201   |

Record when ...

|                      |       |                      |      |
|----------------------|-------|----------------------|------|
| Overall              | 40-16 | After 4 leading      | 35-2 |
| Conference           | 10-11 | ..... trailing       | 4-13 |
| Non-Conference       | 30-5  | ..... tied           | 1-1  |
| Home games           | 30-5  | After 5 leading      | 24-1 |
| Away games           | 4-7   | ..... trailing       | 2-11 |
| Neutral site         | 6-4   | ..... tied           | 1-2  |
| Day games            | 22-9  | After 6 leading      | 23-1 |
| Night games          | 18-7  | ..... trailing       | 0-12 |
| vs Left starter      | 5-2   | ..... tied           | 1-1  |
| vs Right starter     | 35-14 |                      |      |
| 1-Run games          | 3-5   | Hit 0 home runs      | 7-6  |
| 2-Run games          | 2-3   | ... 1 home run       | 14-7 |
| 5+Run games          | 22-4  | ... 2+ home runs     | 19-3 |
| Extra innings        | 1-1   |                      |      |
| Shutouts             | 11-2  | Opponent 0 home runs | 21-1 |
|                      |       | ..... 1 home run     | 15-5 |
|                      |       | ..... 2+ HRs         | 4-10 |
| Scoring 0-2 runs     | 0-7   |                      |      |
| ..... 3-5 runs       | 12-5  | Made 0 errors        | 19-4 |
| ..... 6-9 runs       | 13-4  | .... 1 error         | 12-7 |
| ..... 10+ runs       | 15-0  | .... 2+ errors       | 9-5  |
| Opponent 0-2 runs    | 25-1  |                      |      |
| ..... 3-5 runs       | 10-5  | Opp. made 0 errors   | 10-8 |
| ..... 6-9 runs       | 4-6   | ..... 1 error        | 13-5 |
| ..... 10+ runs       | 1-4   | ..... 2+ errors      | 17-3 |
| Scored in 1st inning | 19-2  | Out-hit opponent     | 31-5 |
| Opp. scored in 1st   | 11-12 | Out-hit by opponent  | 7-10 |
| Scores first         | 26-2  | Hits are tied        | 2-1  |
| Opp. scores first    | 14-14 |                      |      |

Record when team scores:

|      |     |     |     |     |     |     |     |     |     |     |      |
|------|-----|-----|-----|-----|-----|-----|-----|-----|-----|-----|------|
| Runs | 0   | 1   | 2   | 3   | 4   | 5   | 6   | 7   | 8   | 9   | 10+  |
| W-L  | 0-2 | 0-1 | 0-4 | 2-2 | 2-3 | 8-0 | 4-3 | 2-0 | 4-1 | 3-0 | 15-0 |

Record when opponent scores:

|      |      |     |     |     |     |     |     |     |     |     |     |
|------|------|-----|-----|-----|-----|-----|-----|-----|-----|-----|-----|
| Runs | 0    | 1   | 2   | 3   | 4   | 5   | 6   | 7   | 8   | 9   | 10+ |
| W-L  | 11-0 | 6-1 | 8-0 | 5-2 | 4-2 | 1-1 | 2-0 | 2-3 | 0-2 | 0-1 | 1-4 |

Record when leading after:

|      |      |      |      |      |      |      |
|------|------|------|------|------|------|------|
| Inn. | 1    | 2    | 3    | 4    | 5    | 6    |
| W-L  | 16-1 | 23-1 | 32-1 | 35-2 | 24-1 | 23-1 |

Record when trailing after:

|      |      |      |      |      |      |      |
|------|------|------|------|------|------|------|
| Inn. | 1    | 2    | 3    | 4    | 5    | 6    |
| W-L  | 6-12 | 5-12 | 6-12 | 4-13 | 2-11 | 0-12 |

Record when tied after:

|      |      |      |     |     |     |     |
|------|------|------|-----|-----|-----|-----|
| Inn. | 1    | 2    | 3   | 4   | 5   | 6   |
| W-L  | 18-3 | 12-3 | 2-3 | 1-1 | 1-2 | 1-1 |

Current winning streak: 2

Longest winning streak: 11

Longest losing streak: 6

Home attendance : 38746 ( 35 dates avg = 1107 )

Away attendance : 11132 ( 21 dates avg = 530 )

Total attendance: 49878 ( 56 dates avg = 890 )



The Automated ScoreBook  
Miscellaneous Stats for Arizona State (as of May 14, 2009)  
(All games)

| Multiple Hit Games  | 2  | 3  | 4 | 5+ | Total |
|---------------------|----|----|---|----|-------|
| Mapes, Jessica      | 21 | 3  | - | -  | 24    |
| Boyd, Katelyn       | 14 | 3  | - | -  | 17    |
| Rogers, Lesley      | 12 | 2  | - | -  | 14    |
| Cochran, Kaitlin    | 10 | 3  | - | -  | 13    |
| Castillo, Kaylyn    | 6  | 3  | - | -  | 9     |
| Donnenwirth, Krista | 7  | 2  | - | -  | 9     |
| Carlson, Caylyn     | 7  | -  | - | -  | 7     |
| Urfer, Mandy        | 5  | -  | - | -  | 5     |
| Crabb, Katie        | 4  | 1  | - | -  | 5     |
| Zambrana, Christina | 3  | 1  | - | -  | 4     |
| Haro, Taylor        | 3  | -  | - | -  | 3     |
| Muenz, Ashley       | 3  | -  | - | -  | 3     |
| Welty, Renee        | 2  | 1  | - | -  | 3     |
| Nulliner, Michelle  | 1  | -  | - | -  | 1     |
| Anderson, Lexi      | 1  | -  | - | -  | 1     |
| TEAM                | 99 | 19 | 0 | 0  | 118   |

| Multiple RBI Games  | 2  | 3  | 4 | 5+ | Total |
|---------------------|----|----|---|----|-------|
| Cochran, Kaitlin    | 7  | 7  | 2 | 1  | 17    |
| Boyd, Katelyn       | 8  | 2  | 3 | 1  | 14    |
| Castillo, Kaylyn    | 7  | 2  | 1 | -  | 10    |
| Urfer, Mandy        | 6  | 3  | - | -  | 9     |
| Carlson, Caylyn     | 5  | 1  | 1 | -  | 7     |
| Donnenwirth, Krista | 3  | 3  | 1 | -  | 7     |
| Rogers, Lesley      | 5  | 1  | - | -  | 6     |
| Zambrana, Christina | 2  | 2  | 1 | -  | 5     |
| Mapes, Jessica      | 4  | -  | - | -  | 4     |
| Welty, Renee        | 2  | 1  | - | 1  | 4     |
| Muenz, Ashley       | 1  | 2  | - | -  | 3     |
| Crabb, Katie        | 1  | 1  | - | -  | 2     |
| Haro, Taylor        | 2  | -  | - | -  | 2     |
| Afusia, Nikole      | 1  | -  | - | -  | 1     |
| Lockwood, Annie     | 1  | -  | - | -  | 1     |
| TEAM                | 55 | 25 | 9 | 3  | 92    |

| Hitting Streaks       | Longest | Current |
|-----------------------|---------|---------|
| Castillo, Kaylyn      | 16      | -       |
| Cochran, Kaitlin      | 13      | -       |
| Boyd, Katelyn         | 12      | -       |
| Mapes, Jessica        | 9       | 9       |
| Donnenwirth, Krista   | 8       | -       |
| Carlson, Caylyn       | 6       | -       |
| Crabb, Katie          | 5       | 1       |
| Welty, Renee          | 5       | 2       |
| Rogers, Lesley        | 5       | 1       |
| Urfer, Mandy          | 3       | -       |
| Muenz, Ashley         | 3       | -       |
| Haro, Taylor          | 3       | -       |
| Ware, Jessica         | 3       | 2       |
| Nulliner, Michelle    | 3       | -       |
| Andorfer-Lo, Clarissa | 2       | 2       |
| Afusia, Nikole        | 2       | -       |
| Zambrana, Christina   | 2       | -       |
| Lockwood, Annie       | 1       | -       |
| Neuman, Brooke        | 1       | 1       |
| Anderson, Lexi        | 1       | -       |

The Automated ScoreBook  
Miscellaneous Stats for Arizona State (as of May 14, 2009)  
(All games)

Starting Lineup By Position  
(Team W-L record when starter)

|                     |    |         |
|---------------------|----|---------|
| PITCHER:            |    |         |
| Bach, Hillary       | 32 | (23-9)  |
| Elliott, Megan      | 19 | (13-6)  |
| Ellsworth, Megan    | 5  | (4-1)   |
| CATCHER:            |    |         |
| Castillo, Kaylyn    | 29 | (18-11) |
| Welty, Renee        | 27 | (22-5)  |
| FIRST BASE:         |    |         |
| Crabb, Katie        | 32 | (21-11) |
| Urfer, Mandy        | 24 | (19-5)  |
| SECOND BASE:        |    |         |
| Muenz, Ashley       | 26 | (17-9)  |
| Ware, Jessica       | 9  | (8-1)   |
| Nulliner, Michelle  | 7  | (6-1)   |
| Zambrana, Christina | 7  | (4-3)   |
| Carlson, Caylyn     | 4  | (3-1)   |
| Anderson, Lexi      | 3  | (2-1)   |
| THIRD BASE:         |    |         |
| Donnenwirth, Krista | 52 | (38-14) |
| Ware, Jessica       | 3  | (1-2)   |
| Neuman, Brooke      | 1  | (1-0)   |
| SHORTSTOP:          |    |         |
| Boyd, Katelyn       | 54 | (38-16) |
| Muenz, Ashley       | 2  | (2-0)   |
| LEFT FIELD:         |    |         |
| Rogers, Lesley      | 28 | (20-8)  |
| Mapes, Jessica      | 24 | (17-7)  |
| Carlson, Caylyn     | 2  | (1-1)   |
| Haro, Taylor        | 2  | (2-0)   |
| CENTER FIELD:       |    |         |
| Cochran, Kaitlin    | 56 | (40-16) |
| RIGHT FIELD:        |    |         |
| Carlson, Caylyn     | 35 | (25-10) |
| Rogers, Lesley      | 19 | (13-6)  |
| Lougheed, Dani Rae  | 1  | (1-0)   |
| Haro, Taylor        | 1  | (1-0)   |
| DESIGNATED HITTER:  |    |         |
| Mapes, Jessica      | 27 | (18-9)  |
| Castillo, Kaylyn    | 6  | (4-2)   |
| Muenz, Ashley       | 5  | (4-1)   |
| Haro, Taylor        | 5  | (3-2)   |
| Zambrana, Christina | 4  | (2-2)   |
| Lockwood, Annie     | 3  | (3-0)   |
| Boyd, Katelyn       | 2  | (2-0)   |
| Elliott, Megan      | 2  | (2-0)   |
| Welty, Renee        | 2  | (2-0)   |
| Lougheed, Dani Rae  | 1  | (1-0)   |
| Rogers, Lesley      | 1  | (1-0)   |

Starting Lineup By Lineup Spot  
(Team W-L record when starter)

|                     |    |         |
|---------------------|----|---------|
| LEADOFF:            |    |         |
| Mapes, Jessica      | 48 | (34-14) |
| Haro, Taylor        | 2  | (2-0)   |
| Rogers, Lesley      | 2  | (1-1)   |
| Cochran, Kaitlin    | 2  | (1-1)   |
| Ware, Jessica       | 1  | (1-0)   |
| Boyd, Katelyn       | 1  | (1-0)   |
| 2ND SPOT:           |    |         |
| Rogers, Lesley      | 43 | (31-12) |
| Boyd, Katelyn       | 3  | (2-1)   |
| Cochran, Kaitlin    | 3  | (2-1)   |
| Ware, Jessica       | 3  | (2-1)   |
| Nulliner, Michelle  | 2  | (2-0)   |
| Haro, Taylor        | 1  | (1-0)   |
| Mapes, Jessica      | 1  | (0-1)   |
| 3RD SPOT:           |    |         |
| Cochran, Kaitlin    | 51 | (37-14) |
| Castillo, Kaylyn    | 4  | (2-2)   |
| Boyd, Katelyn       | 1  | (1-0)   |
| CLEANUP:            |    |         |
| Boyd, Katelyn       | 35 | (24-11) |
| Donnenwirth, Krista | 13 | (12-1)  |
| Castillo, Kaylyn    | 8  | (4-4)   |
| 5TH SPOT:           |    |         |
| Donnenwirth, Krista | 20 | (14-6)  |
| Boyd, Katelyn       | 16 | (12-4)  |
| Castillo, Kaylyn    | 10 | (5-5)   |
| Muenz, Ashley       | 4  | (4-0)   |
| Zambrana, Christina | 3  | (2-1)   |
| Welty, Renee        | 1  | (1-0)   |
| Lockwood, Annie     | 1  | (1-0)   |
| Carlson, Caylyn     | 1  | (1-0)   |
| 6TH SPOT:           |    |         |
| Donnenwirth, Krista | 19 | (12-7)  |
| Carlson, Caylyn     | 12 | (10-2)  |
| Castillo, Kaylyn    | 7  | (6-1)   |
| Crabb, Katie        | 5  | (4-1)   |
| Muenz, Ashley       | 5  | (3-2)   |
| Urfer, Mandy        | 4  | (2-2)   |
| Rogers, Lesley      | 3  | (2-1)   |
| Nulliner, Michelle  | 1  | (1-0)   |
| 7TH SPOT:           |    |         |
| Crabb, Katie        | 15 | (8-7)   |
| Carlson, Caylyn     | 12 | (8-4)   |
| Muenz, Ashley       | 10 | (8-2)   |
| Urfer, Mandy        | 6  | (5-1)   |
| Welty, Renee        | 6  | (6-0)   |
| Zambrana, Christina | 4  | (3-1)   |
| Castillo, Kaylyn    | 2  | (1-1)   |
| Lockwood, Annie     | 1  | (1-0)   |
| 8TH SPOT:           |    |         |
| Urfer, Mandy        | 13 | (11-2)  |
| Muenz, Ashley       | 12 | (6-6)   |
| Welty, Renee        | 11 | (7-4)   |
| Crabb, Katie        | 9  | (7-2)   |
| Castillo, Kaylyn    | 2  | (2-0)   |
| Nulliner, Michelle  | 2  | (1-1)   |
| Carlson, Caylyn     | 2  | (1-1)   |
| Zambrana, Christina | 1  | (1-0)   |
| Elliott, Megan      | 1  | (1-0)   |
| Lockwood, Annie     | 1  | (1-0)   |
| Anderson, Lexi      | 1  | (1-0)   |
| Lougheed, Dani Rae  | 1  | (1-0)   |
| 9TH SPOT:           |    |         |
| Carlson, Caylyn     | 13 | (8-5)   |

[illegible]

The Automated ScoreBook  
Season Game Highs for Arizona State (as of May 14, 2009)  
(All games)

TEAM GAME HIGHS

Batting

|                  |    |                                   |
|------------------|----|-----------------------------------|
| At bats:         | 35 | - UNLV (Apr 07, 2009)             |
| Runs scored:     | 20 | - South Alabama (Feb 27, 2009)    |
|                  | 20 | - UNLV (Apr 07, 2009)             |
| Hits:            | 19 | - UNLV (Apr 07, 2009)             |
| RBI's:           | 20 | - South Alabama (Feb 27, 2009)    |
| Doubles:         | 5  | - South Alabama (Feb 27, 2009)    |
| Triples:         | 2  | - UTC (Feb 13, 2009)              |
| Home runs:       | 10 | - UNLV (Apr 07, 2009)             |
| Total bases:     | 51 | - UNLV (Apr 07, 2009)             |
| Walks:           | 13 | - UTC (Feb 13, 2009)              |
| Strikeouts:      | 12 | - Stanford (Apr 18, 2009)         |
| Sac hits:        | 3  | - UT-C (Feb 12, 2009)             |
|                  | 3  | - at Cal (May 02, 2009)           |
| Sac flies:       | 2  | - McNeese State (Feb 05, 2009)    |
| Stolen bases:    | 7  | - Cal (Apr 17, 2009)              |
| Hit by pitch:    | 4  | - New Mexico State (Feb 28, 2009) |
| Caught stealing: | 1  | - vs Northwestern (Feb 20, 2009)  |
|                  | 1  | - vs UMass (Feb 22, 2009)         |
|                  | 1  | - vs New Mexico (Mar 12, 2009)    |
| Runners LOB:     | 14 | - McNeese State (Feb 05, 2009)    |
| Hit into DP:     | 1  | - (10 times )                     |

Fielding

|               |    |                                |
|---------------|----|--------------------------------|
| Putouts:      | 24 | - McNeese State (Feb 05, 2009) |
|               | 24 | - Stanford (Apr 18, 2009)      |
| Assists:      | 14 | - Cal (Apr 17, 2009)           |
| Errors:       | 4  | - vs Oklahoma (Feb 20, 2009)   |
|               | 4  | - vs Notre Dame (Mar 15, 2009) |
|               | 4  | - Cal (Apr 17, 2009)           |
| Passed balls: | 2  | - McNeese State (Feb 05, 2009) |
| DPs turned:   | 2  | - (6 times )                   |

Pitching

|                  |     |                                   |
|------------------|-----|-----------------------------------|
| Innings pitched: | 8.0 | - McNeese State (Feb 05, 2009)    |
|                  | 8.0 | - Stanford (Apr 18, 2009)         |
| Runs allowed:    | 11  | - at Washington (Apr 04, 2009)    |
| Earned runs:     | 10  | - at Washington (Apr 04, 2009)    |
|                  | 10  | - at Arizona (Apr 10, 2009)       |
| Walks allowed:   | 6   | - vs Oklahoma (Feb 20, 2009)      |
| Strikeouts:      | 10  | - vs Northwestern (Feb 20, 2009)  |
| Hits allowed:    | 15  | - at Washington (Apr 04, 2009)    |
| Doubles allowed: | 3   | - at Washington (Apr 05, 2009)    |
|                  | 3   | - Stanford (Apr 18, 2009)         |
| Triples allowed: | 1   | - Long Beach State (Mar 21, 2009) |
| Homers allowed:  | 7   | - UCLA (Apr 26, 2009)             |
| Wild pitches:    | 3   | - vs Nebraska (Mar 13, 2009)      |
|                  | 3   | - UNLV (Apr 07, 2009)             |
| Hit batters:     | 3   | - Long Beach State (Mar 20, 2009) |

The Automated ScoreBook  
Season Game Highs for Arizona State (as of May 14, 2009)  
(All games)

INDIVIDUAL GAME HIGHS

Batting

|                  |   |   |   |
|------------------|---|---|---|
| At bats:         | 5 | - | Boyd, Katelyn McNeese State (Feb 05, 2009)      |
|                  | 5 | - | Castillo, Kaylyn UNLV (Apr 07, 2009)            |
| Runs scored:     | 4 | - | Cochran, Kaitlin South Alabama (Feb 27, 2009)   |
|                  | 4 | - | Donnenwirth, Krista UNLV (Apr 07, 2009)         |
| Hits:            | 3 | - | (19 times )                                     |
| RBIs:            | 7 | - | Welty, Renee UNLV (Apr 07, 2009)                |
| Doubles:         | 2 | - | (6 times )                                      |
| Triples:         | 1 | - | (6 times )                                      |
| Home runs:       | 2 | - | (5 times )                                      |
| Total bases:     | 9 | - | Donnenwirth, Krista UNLV (Apr 07, 2009)         |
|                  | 9 | - | Zambrana, Christina UNLV (Apr 07, 2009)         |
| Walks:           | 5 | - | Cochran, Kaitlin UTC (Feb 13, 2009)             |
| Strikeouts:      | 3 | - | (6 times )                                      |
| Sac hits:        | 2 | - | Rogers, Lesley at Cal (May 02, 2009)            |
|                  | 2 | - | Rogers, Lesley at Cal (May 03, 2009)            |
| Sac flies:       | 1 | - | (11 times )                                     |
| Stolen bases:    | 2 | - | (10 times )                                     |
| Hit by pitch:    | 2 | - | Cochran, Kaitlin at Oregon State (May 07, 2009) |
| Caught stealing: | 1 | - | Haro, Taylor vs Northwestern (Feb 20, 2009)     |
|                  | 1 | - | Nulliner, Michelle vs UMass (Feb 22, 2009)      |
|                  | 1 | - | Mapes, Jessica vs New Mexico (Mar 12, 2009)     |
| Runners LOB:     | 8 | - | Carlson, Caylyn Long Beach State (Mar 21, 2009) |

Fielding

|               |    |   |   |
|---------------|----|---|---|
| Putouts:      | 12 | - | Welty, Renee vs Northwestern (Feb 20, 2009) |
|               | 12 | - | Urfer, Mandy vs Notre Dame (Mar 15, 2009)   |
| Assists:      | 7  | - | Boyd, Katelyn McNeese State (Feb 05, 2009)  |
| Errors:       | 3  | - | Ware, Jessica Illinois State (Feb 13, 2009) |
| Passed balls: | 2  | - | Welty, Renee McNeese State (Feb 05, 2009)   |

Pitching

|                  |     |   |   |
|------------------|-----|---|---|
| Innings pitched: | 8.0 | - | Elliott, Megan Stanford (Apr 18, 2009)        |
| Runs allowed:    | 10  | - | Bach, Hillary at Arizona (Apr 10, 2009)       |
|                  | 10  | - | Bach, Hillary Arizona (Apr 29, 2009)          |
| Earned runs:     | 10  | - | Bach, Hillary at Arizona (Apr 10, 2009)       |
| Walks allowed:   | 5   | - | Elliott, Megan vs Oklahoma (Feb 20, 2009)     |
|                  | 5   | - | Elliott, Megan Oregon State (Mar 28, 2009)    |
| Strikeouts:      | 10  | - | Bach, Hillary vs Northwestern (Feb 20, 2009)  |
| Hits allowed:    | 11  | - | Bach, Hillary Long Beach State (Mar 21, 2009) |
|                  | 11  | - | Bach, Hillary at Arizona (Apr 10, 2009)       |
|                  | 11  | - | Bach, Hillary Cal (Apr 17, 2009)              |
| Doubles allowed: | 3   | - | Bach, Hillary at Washington (Apr 05, 2009)    |
|                  | 3   | - | Elliott, Megan Stanford (Apr 18, 2009)        |
| Triples allowed: | 1   | - | Bach, Hillary Long Beach State (Mar 21, 2009) |
| Homers allowed:  | 5   | - | Bach, Hillary at Arizona (Apr 10, 2009)       |
|                  | 5   | - | Bach, Hillary UCLA (Apr 26, 2009)             |
| Wild pitches:    | 3   | - | Elliott, Megan UNLV (Apr 07, 2009)            |
| Hit batters:     | 3   | - | Bach, Hillary Long Beach State (Mar 20, 2009) |

The Automated ScoreBook  
Season Game Highs for Cochran, Kaitlin (as of May 14, 2009)  
(All games)

Batting

|               |   |   |                                   |
|---------------|---|---|-----------------------------------|
| At bats:      | 4 | - | UTEP (Feb 08, 2009)               |
|               | 4 | - | vs Texas (Feb 21, 2009)           |
|               | 4 | - | vs Notre Dame (Mar 15, 2009)      |
|               | 4 | - | Long Beach State (Mar 20, 2009)   |
|               | 4 | - | at UCLA (Apr 02, 2009)            |
|               | 4 | - | at Arizona (Apr 10, 2009)         |
|               | 4 | - | Stanford (Apr 18, 2009)           |
| Runs scored:  | 4 | - | South Alabama (Feb 27, 2009)      |
| Hits:         | 3 | - | vs Texas (Feb 21, 2009)           |
|               | 3 | - | vs Nebraska (Mar 13, 2009)        |
|               | 3 | - | Stanford (Apr 18, 2009)           |
| RBI's:        | 6 | - | Long Beach State (Mar 20, 2009)   |
| Doubles:      | 2 | - | vs Florida (Feb 19, 2009)         |
| Home runs:    | 2 | - | South Alabama (Feb 27, 2009)      |
| Total bases:  | 8 | - | South Alabama (Feb 27, 2009)      |
| Walks:        | 5 | - | UTC (Feb 13, 2009)                |
| Strikeouts:   | 3 | - | vs UMass (Feb 22, 2009)           |
| Sac hits:     | 1 | - | at Cal (May 02, 2009)             |
| Sac flies:    | 1 | - | South Dakota State (Mar 08, 2009) |
|               | 1 | - | at Oregon (May 09, 2009)          |
| Stolen bases: | 2 | - | UT-C (Feb 12, 2009)               |
|               | 2 | - | Kent State (Feb 14, 2009)         |
|               | 2 | - | Cal (Apr 17, 2009)                |
| Hit by pitch: | 2 | - | at Oregon State (May 07, 2009)    |
| Runners LOB:  | 4 | - | at Oregon (May 08, 2009)          |

Fielding

|          |   |   |                                |
|----------|---|---|--------------------------------|
| Putouts: | 5 | - | vs Florida (Feb 19, 2009)      |
| Assists: | 1 | - | UNLV (Apr 07, 2009)            |
|          | 1 | - | Stanford (Apr 18, 2009)        |
|          | 1 | - | UCLA (Apr 25, 2009)            |
|          | 1 | - | UCLA (Apr 26, 2009)            |
|          | 1 | - | at Oregon State (May 07, 2009) |
| Errors:  | 1 | - | vs Oklahoma (Feb 20, 2009)     |

Pitching



The Automated ScoreBook  
Season Game Highs for Bach, Hillary (as of May 14, 2009)  
(All games)

Batting

Fielding

|          |   |   |                                   |
|----------|---|---|-----------------------------------|
| Putouts: | 2 | - | at Oregon State (May 07, 2009)    |
| Assists: | 5 | - | South Dakota State (Mar 06, 2009) |
| Errors:  | 1 | - | vs Northwestern (Feb 20, 2009)    |
|          | 1 | - | Arizona (Apr 29, 2009)            |
|          | 1 | - | at Stanford (May 01, 2009)        |

Pitching

|                  |     |   |                                 |
|------------------|-----|---|---------------------------------|
| Innings pitched: | 7.0 | - | Penn State (Feb 07, 2009)       |
|                  | 7.0 | - | Illinois State (Feb 13, 2009)   |
|                  | 7.0 | - | Iowa (Feb 14, 2009)             |
|                  | 7.0 | - | vs Northwestern (Feb 20, 2009)  |
|                  | 7.0 | - | New Mexico State (Feb 28, 2009) |
|                  | 7.0 | - | vs DePaul (Mar 13, 2009)        |
|                  | 7.0 | - | vs Notre Dame (Mar 15, 2009)    |
|                  | 7.0 | - | Long Beach State (Mar 21, 2009) |
|                  | 7.0 | - | at UCLA (Apr 02, 2009)          |
|                  | 7.0 | - | Cal (Apr 17, 2009)              |
|                  | 7.0 | - | Washington (Apr 22, 2009)       |
|                  | 7.0 | - | Arizona (Apr 29, 2009)          |
|                  | 7.0 | - | at Cal (May 03, 2009)           |
| Runs allowed:    | 10  | - | at Arizona (Apr 10, 2009)       |
|                  | 10  | - | Arizona (Apr 29, 2009)          |
| Earned runs:     | 10  | - | at Arizona (Apr 10, 2009)       |
| Walks allowed:   | 4   | - | UCLA (Apr 26, 2009)             |
|                  | 4   | - | Arizona (Apr 29, 2009)          |
|                  | 4   | - | at Cal (May 03, 2009)           |
|                  | 4   | - | at Oregon State (May 07, 2009)  |
| Strikeouts:      | 10  | - | vs Northwestern (Feb 20, 2009)  |
| Hits allowed:    | 11  | - | Long Beach State (Mar 21, 2009) |
|                  | 11  | - | at Arizona (Apr 10, 2009)       |
|                  | 11  | - | Cal (Apr 17, 2009)              |
| Doubles allowed: | 3   | - | at Washington (Apr 05, 2009)    |
| Triples allowed: | 1   | - | Long Beach State (Mar 21, 2009) |
| Homers allowed:  | 5   | - | at Arizona (Apr 10, 2009)       |
|                  | 5   | - | UCLA (Apr 26, 2009)             |
| Wild pitches:    | 2   | - | vs Nebraska (Mar 13, 2009)      |
| Hit batters:     | 3   | - | Long Beach State (Mar 20, 2009) |